

SUMMARY RESULTS OF THE 2016-17 AMERICAN DRUG AND ALCOHOL SURVEY (ADAS)TM

BERNARDS TOWNSHIP SCHOOL DISTRICT
6, 8TH, 10TH, AND 12TH GRADE STUDENTS

ABOUT THE AMERICAN ALCOHOL AND DRUG SURVEY (ADAS)

- The ADAS survey has been conducted 9 times for Bernards Township School District.
- The 2016-17 survey was conducted by Kirk C. Harlow, Dr.P.H.
- The ADAS survey has been conducted on tens of thousands of students and has demonstrated both reliability and validity.
- The ADAS survey was complete by students in the 6th, 8th, 10th, and 12th grades in all years in which it was conducted.
- The results of the surveys should be viewed as estimates.

USE OF DRUGS IN THE LAST 12 MONTHS BY YEAR FOR 10TH AND 12TH GRADERS

- Use in the past 12 months includes students who are both casual users and regular users.
- Alcohol and marijuana are the most widely used drugs.
- There is a sizable increase in the students reporting use from 10th to 12th grade.

	10th Graders			12th Graders		
	2010-11	2013-14	2016-17	2010-11	2013-14	2016-17
Alcohol	63%	50%	39%	86%	82%	61%
Marijuana	23%	14%	9%	46%	43%	29%
Cocaine	<1%	3%	3%	2%	7%	2%
Stimulants	2%	3%	3%	8%	5%	2%
Inhalants	1%	3%	2%	3%	3%	2%
Sedatives	0%	<1%	1%	1%	2%	<1%
Hallucinogens	1%~	2%	3%	8%	5%	4%
Narcotic Painkillers	<1%	3%	1%	11%	7%	2%

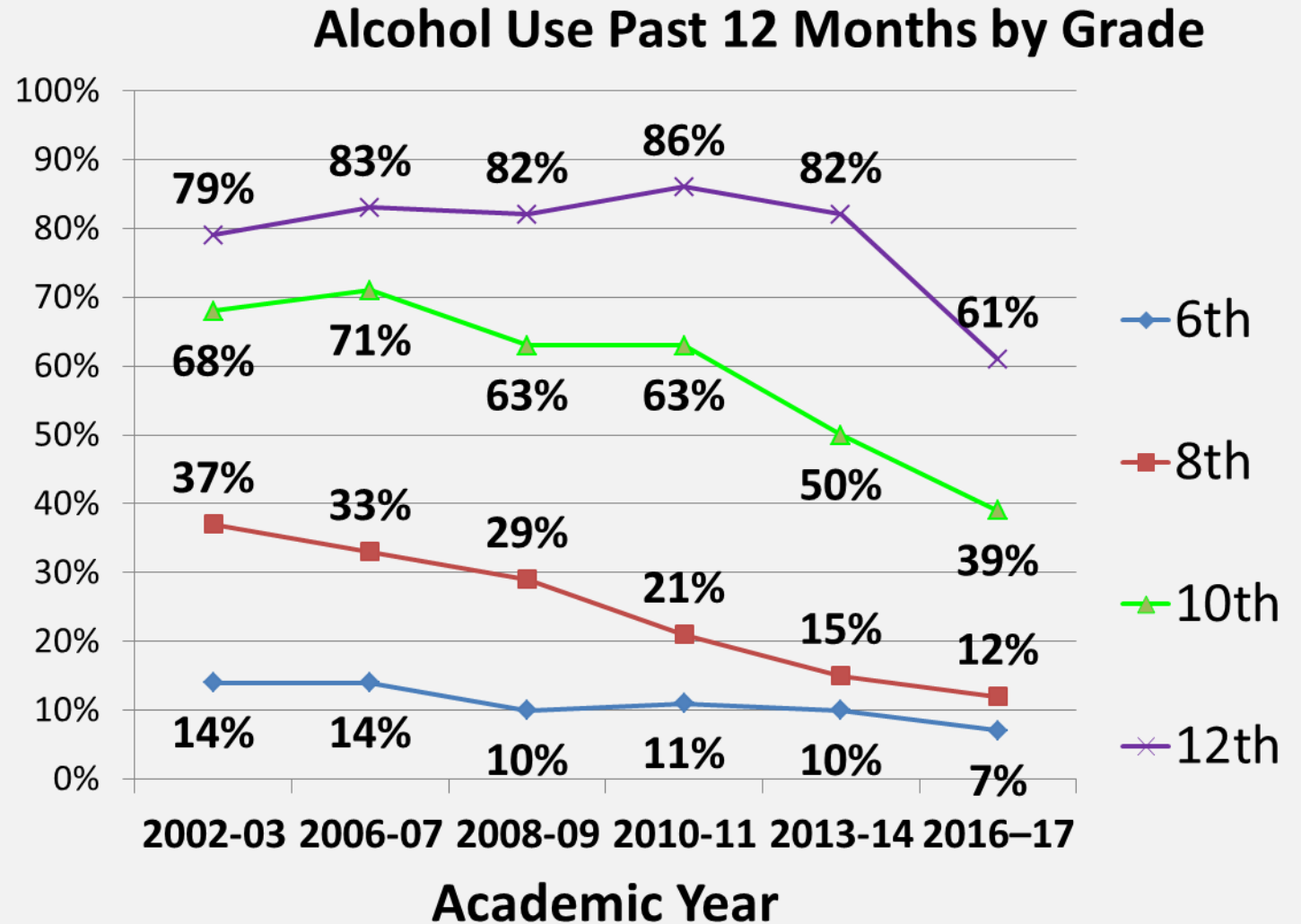
USE OF DRUGS IN THE LAST MONTH BY YEAR FOR 10TH AND 12TH GRADERS

- Past month drug use indicates drug use that is ongoing.
- Alcohol and marijuana are the most frequently used drugs by far.

	10th Graders			12th Graders		
	2010-11	2013-14	2016-17	2010-11	2013-14	2016-17
Alcohol	45%	28%	26%	70%	67%	55%
Marijuana	11%	7%	6%	28%	22%	17%
Cocaine	<1%	2%	1%	2%	5%	<1%
Stimulants	<1%	1%	<1%	3%	3%	1%
Inhalants	<1%	2%	<1%	<1%	2%	1%
Sedatives	0%	1%	1%	0%	3%	<1%
Hallucinogens	<1%	2%	2%	3%	3%	2%
Narcotic Painkillers	<1%	2%	2%	4%	4%	<1%

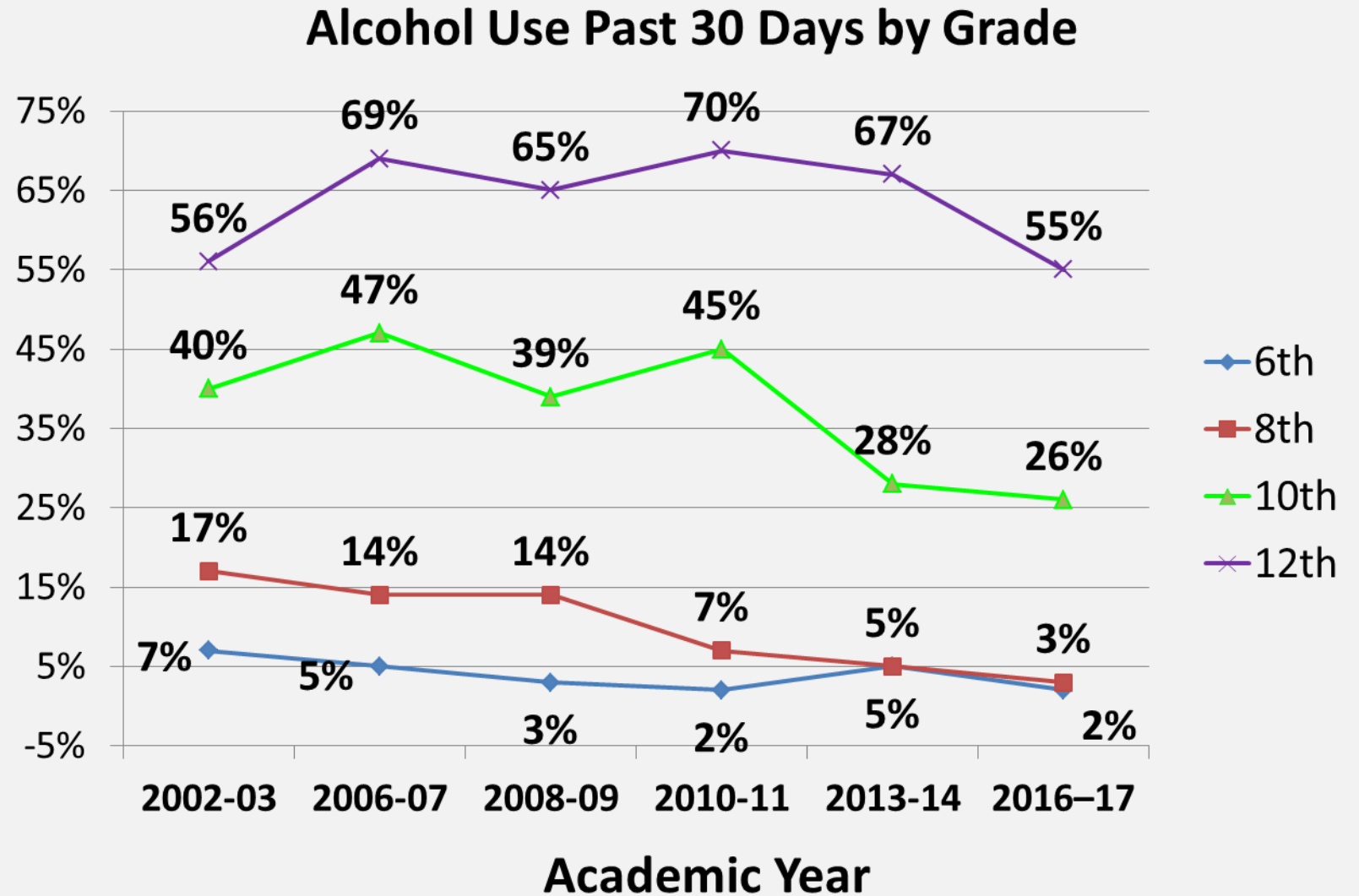
ALCOHOL USE IN THE PAST 12 MONTHS

- The percent 12th graders reporting alcohol use has been over 60% in all time periods, although it may be declining.
- There are declines in the percent of 8th and 10th graders reporting use since the 2002-03 time period.



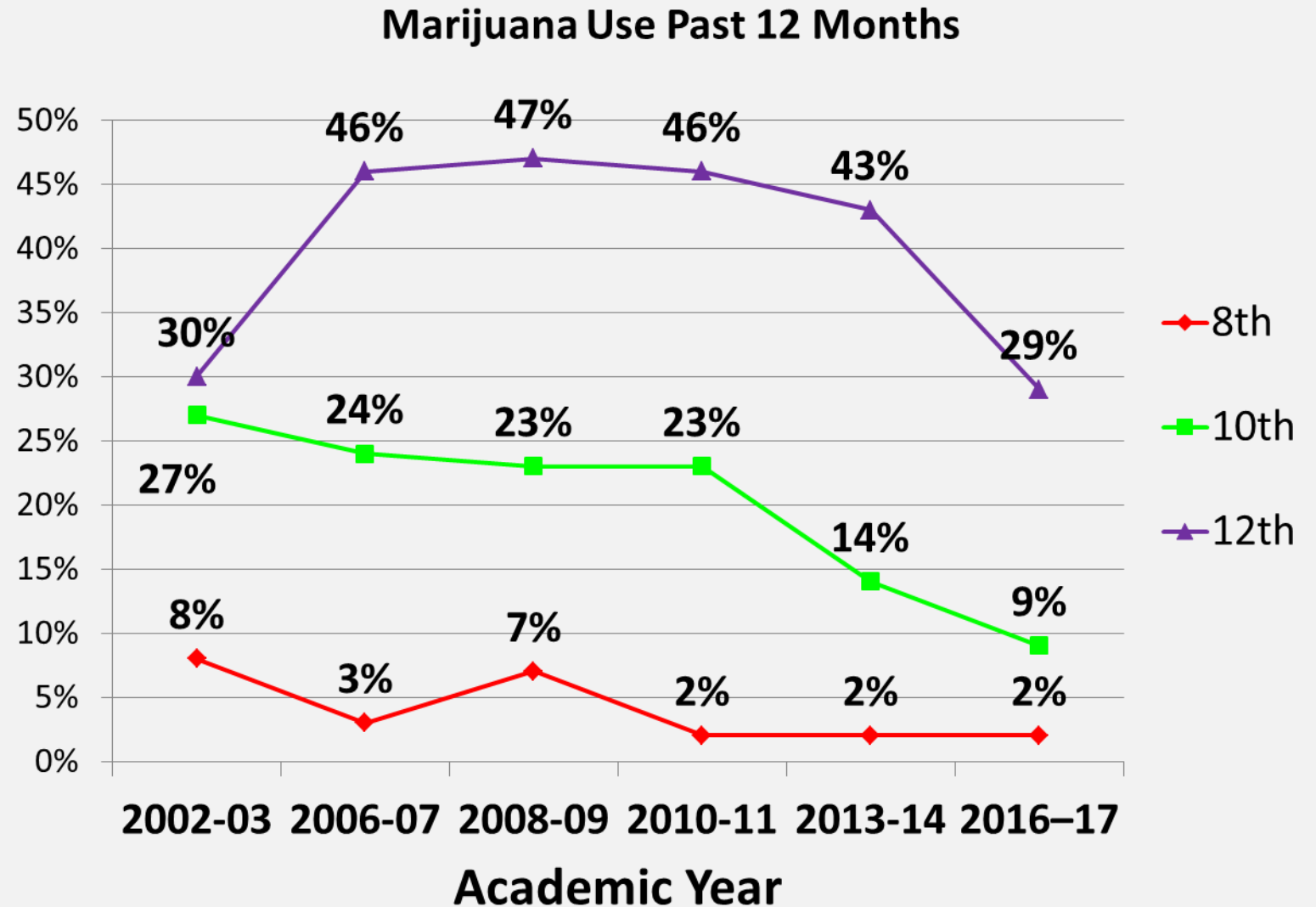
ALCOHOL USE PAST 30 DAYS

- Over 50% of 12th graders have indicated using alcohol in the past 30 days in every survey period since the 2002-03 period.
- There are slight declines in the proportions of students reporting use over the time periods.



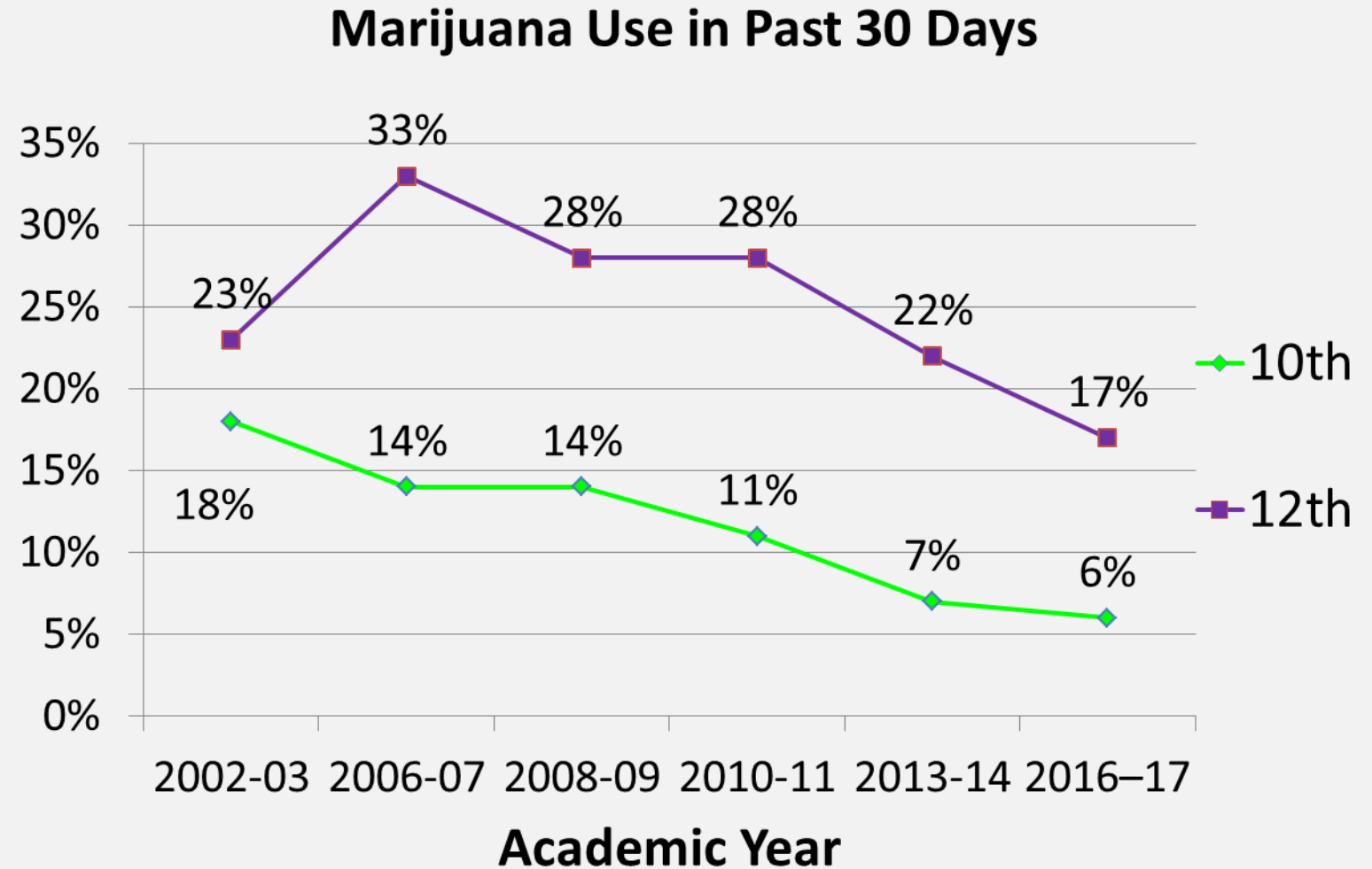
MARIJUANA USE PAST 12 MONTHS

- Among 12th graders, 29% reported use of marijuana in the past 12 months.
- There is some indication that the proportions of students report use of marijuana may be declining.



MARIJUANA USE PAST 30 DAYS

- The percent of 10th and 12th graders reporting past 30 days use of marijuana has shown steady decline
- Although there is a decline in the percent of students reporting use, 17% of 12 graders report use in the past 30 days.



DRUG USE OVER TIME AMONG STUDENTS

- Alcohol is the primary drug of use among students, with 55% of 12th graders indicating use in the past month in 2016-17.
- Marijuana is the second most frequently used drug, with 17% of 12th graders using it in the past month in 2016-17.
- There is a sizable jump in the proportion of students reporting alcohol and marijuana use from 10th to 12th grade.
- Small percentages of students report use of illicit drugs.
- The percent of students using alcohol and drugs appears to be declining.

AGE OF FIRST USE REPORTED BY STUDENTS WHO HAVE USED THESE DRUGS

- The largest proportion of students initiate use of alcohol and other drugs between the ages of 13 and 15.
- Initiation of the use of inhalants is at younger ages because of their accessibility.

	9 or younger	10 - 12 years	13 - 15 years	16 or older
	Row %	Row %	Row %	Row %
Age first got drunk	3.8%	4.9%	70.7%	20.7%
Age first used marijuana	9.6%	3.8%	43.3%	43.3%
Age first used inhalants	40.0%	26.7%	30.0%	3.3%
Age first used cigarettes	6.8%	5.5%	52.1%	35.6%

PERCENT OF HIGH RISK DRUG USE BY GRADE

- The most common form of high risk use was alcohol.
- Although high risk use was uncommon for other drugs, many of these are dangerous even when used only once.

Drug Category	Definition	6th	8th	10th	12th
Heavy marijuana use	Use 10 or more times per month	1.0%	1.0%	<1%	1.0%
Heavy alcohol use	Drunk three or more times per month	1.3%	0.0%	4.5%	20.9%
Stimulant use	Use 1 or more times per month	1.0%	<1%	<1%	1.4%
Hallucinogen use	Use 1 or more times per month	1.0%	0.0%	2.2%	1.8%
Tobacco use	One or more cigarettes per day	1.0%	<1%	1.3%	3.2%

Note: Use of more than one illicit drug in a 30 day period was not found among the student respondents.

WHERE BERNARDS TOWNSHIP STUDENTS HAVE USED ALCOHOL IN THE PAST 12 MONTHS

- Use of alcohol is most frequently done at parties or with friends, reflecting the social dimension of its use.
- The third most common location is at home with parents' knowledge.

	Number of Times Alcohol Used at Location	
	1-2 times	3 or more times
At weekend parties	7.1%	12.1%
At night with friends	7.8%	9.9%
At home (parents knew)	8.4%	4.7%
At home (parents did not know)	6.1%	3.8%
At school events	1.7%	2.9%
Before school events	1.6%	2.8%
At clubs and/or raves	3.0%	1.2%
Right after school	1.4%	1.1%
During school hours away from school	<1.0%	1.1%
On the way to school	<1.0%	<1.0%
While driving around	<1.0%	<1.0%
During school hours at school	0.0%	<1.0%

TEN MOST FREQUENT PROBLEMS FROM ALCOHOL USE AMONG STUDENTS WHO HAVE GOTTEN DRUNK IN THE PAST 12 MONTHS

➤ Noteworthy proportions of students who got drunk in the past 12 months indicated serious problems associated with alcohol use including memory loss, passing out, and engaging in unwanted sexual behavior.

	Number of Times Experienced Problem	
	1-2 times	3 or more times
Could not remember what happened while drinking?	41.2%	28.4%
Made you break something?	26.4%	13.5%
Passed out?	27.0%	12.8%
Did something sexual that later wished hadn't?	26.4%	11.5%
Hurt yourself?	12.8%	8.1%
Fight with your parents?	20.3%	7.4%
Fight with other kids?	16.9%	5.4%
Damage a friendship?	14.2%	5.4%
Have money problems?	6.1%	4.1%
Hurt your school work?	6.1%	3.4%

SUMMARY OF RESULTS

- Use of alcohol has remained high among students, and the proportion of 12th graders reporting alcohol use in Bernards Township is higher than the proportion nationally.
- Marijuana is the second most frequently used drug, with reported use of most other drugs much more infrequent.
- Initiation of alcohol and drug use occurs most frequently between the ages of 13 and 15, at the transition point to adolescence.
- Alcohol and drug use tends to take place either in social settings such as parties or at home.
- Noteworthy proportions of the student respondents indicated experiencing serious problems from alcohol use including memory loss, passing out, and engaging in unwanted sexual behavior.